




Customer Service Call us at:
1-877-844-5510 or
email: info@thebadgerhead.com

ALTERNATE ATTACHMENT METHODS:


The BadgerHead unit will work with smaller line sizes and/or unusual trimmer line type using various methods to install line.

Method 1: Smaller Lines and/or loose fitting lines.


1. Insert trimmer line through holder and leave loop at end.



2. Pull loop to front side of holder and then install holder into Badgerhead.




3. Pull trimmer string until tight.



Method 2: Using lines without holder.

1. Fold pre-cut trimmer line in half leaving loop at end.



2. Fold loop under line forming two loops on each side of line.
3. Fold one loop over main line placing loops on top of one another forming one main loop.



4. Lift Badgerhead pin and install loop and re-secure pin. Pull line tight to complete. Line will tighten during use.

