



Customer Service Call us at:
1-877-844-5510 or
email: info@thebadgerhead.com

SAFETY INFORMATION

Warning! - **Before each use and periodically during use**, inspect your trimmer head and cut medium for damage or disrepair. Do not continue use if anything is damaged or broken.

Warning! - Always wear safety glasses or goggles and gloves when using a weed trimmer. Wear long pants and sturdy shoes and do not wear loose clothing. Avoid hearing loss by wearing hearing protection. Eye protection meeting ANSI Z87 (or your national standard) is recommended. **Failure to wear proper eye protection can result in blindness.**

Warning! - Do Not Exceed 10,000 RPM.

Warning! - If excessive vibration occurs during use or if the trimmer head becomes damaged, stop using immediately.

Warning! - Prior to starting, inspect the work area and pick up all loose objects that could be thrown by the weed trimmer. **Always operate the weed trimmer with the cutting head below the waist** and avoid overreaching with a weed trimmer.

Warning! - Keep bystanders and pets away at a minimum of 50 feet during operation.

Warning! - Keep feet and hands away from trimmer head while operating.

Warning! - Never change cutting mediums while the engine is running.

Warning! - Follow all guidelines of weed trimmer manufacturer for safe operation and never operate trimmer without proper OEM guards and safeties in place.

Warning! - Only use hardware supplied with your unit.


Warning! - Use only cut medium and/or attachments designed for use in weed trimmers and follow manufacturers guidelines for proper use.

Warning! - Trimmer head rotates at high speed during use. Contact with solid foreign objects such as rocks, may cause objects to ricochet in direction of operator or bystanders. Striking such objects could damage the trimmer head and/or cut medium.

Thrown objects, including damaged head or cut medium, may result in serious or fatal injury to the operator or bystander. Use trimmer head equipped with proper cut medium only for cutting grass and similar material.

LOADING TRIMMER LINE:

The BadgerHead unit is supplied with four (4) trimmer line holders optimized for 0.095" premium type trimmer line (twist, triangular, etc) and also 0.105" round type trimmer line. For smaller line and alternate methods of string attachments see [alternate attachment methods](#). To use trimmer line from spool, cut to desired length (typically 12"). Fold cut line in half and insert both ends into trimmer line holder and pull both ends equally until fully seated.




LOADING CUTTING MEDIUM:


In addition to standard trimmer line, the BadgerHead accepts a variety of cutting mediums. Only use cutting medium that is designed for use with a weed trimmer. Follow any guidelines provided from the manufacturer of the cutting medium. **(Do not use any medium which has exposed metal in mounting hole. Exposed metal could gouge the pin during use resulting in the inability to remove pin easily.)**

To Load cutting medium:

1. Lift guide pin and insert medium.



2. With medium in place, lower guide pin to secure. Pin is magnetically held in place. There should be resistance when lifting pin. When lowering, there should be a snapping in place with an audible click. If pin is not firmly in place, repeat process. If problem still exists, do not use and contact support.



Important

- Always Use Eye and Body Protection while operating power equipment.
- Guide Pins should remain installed at all times to prevent an opportunity for debris to collect at pin contact area.
- Product may be used with 2 or 4 cutting mediums installed. When using 2, always install across from one another, never side by side.
- Use only cutting medium that is designed for use in weed trimmers and follow manufacturers guidelines for product use.
- Follow guidelines of Weed Trimmer manufacturer for safe operation.
- Failure to follow these instructions could result in injury.

For more information or assistance, please visit www.thebadgerhead.com/support.